

LOADSTOP-THB5-SR

Toyota Hilux SR 2015+

With Cast Aluminium Side Rails




<https://bit.ly/3fvXlsK>



Despatch List:

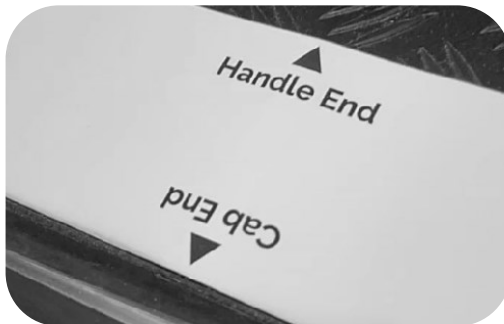
ID#	DESCRIPTION	IMAGE	QTY
1	Base Rail PRT-005312		1x
2	Top Rail PRT-005337		1x
3	PRT-005304L PRT-005304R		1x 1x
4	M6 x 12mm Btn Bolt (Black)		2x
5	M8 x 16mm Btn Bolt (Black)		13x
6	M6 Spring Washer		2x
7	M8 Spring Washer		9x
8	M8 Nyloc Nut		4x
9	Thread Plate PRT-006056		2x

1



Cut out the circles indicated on the provided template.

2



Sit the paper Template on the front of the Load-Lid.

Ensure the template is oriented the correct way around. "Handle End" should be pointing towards the Load-Lid handle.

Ensure the arrows at each end are aligned with the hinge bolts. The template should sit centred on the Load-Lid, touching the bolts at each end.

3



Mark all holes through the template onto the Load-Lid.

Remove the template from the Load-Lid.

4



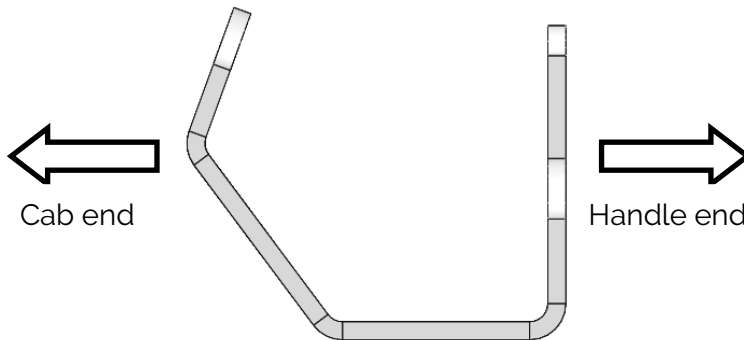

Drill through all marks with a 8.5mm drill bit.

5



Run a bead of sealer around each hole.

6



Sit the base rail (1) onto the front of the Load-Lid.

Ensure the base rail sits with the angled sides facing forwards towards the cab, and the flat side facing back towards the handle.

7




Bolt the base rail to the Load-Lid through each drilled hole using the following fasteners:

- 5) M8 x 16mm Btn Bolts (Black)
- 8) M8 Nyloc Nuts

Have the head of the bolt underneath the Load-Lid and the nut inside the base rail.

8



Lift the top rail (2)
onto the base rail.


9



Bolt the top rail
to the base rail using
the following fasteners:

- 5) M8 x 16mm Btn Bolts
(Black)
- 7) M8 Spring Washers

10



Insert the thread
plate (9) into the
Side Rail extrusion.

Scan here to
watch this step:



11



Sit the front feet (3) over the Load-Stop and Side Rail.

12



Bolt the front feet to the Side Rail thread plate, using the following fasteners:

- 4) M6 x 12mm Btn Bolts (Black)
- 6) M6 Spring Washers

13



Bolt the front feet to the Load Stop using the following fasteners:

- 5) M8 x 16mm Btn Bolts (Black)
- 7) M8 Spring Washers