

LOADSTOP-DRA29-DSR

Ram 1500 2018+

With Destroyer Side Rails




<https://bit.ly/3fvXlsK>



Despatch List:

ID#	DESCRIPTION	IMAGE	QTY
1	Base Rail PRT-005334		1x
2	Top Rail PRT-005335		1x
3	PRT-005315L PRT-005315R		1x 1x
4	M8 x 16mm Btn Bolt (Black)		18x
5	M8 Nyloc Nut		5x
6	M8 Spring Washer		13x

1



Remove the front feet from the Destroyer Side Rails.

These are not required and can be set aside.

Repeat for both sides.

2



Cut out the circles indicated on the provided template.

Sit the paper Template on the front of the Load-Lid.

Ensure the template is oriented the correct way around. "Handle End" should be pointing towards the Load-Lid handle.



Ensure the arrows at each end are aligned with the hinge bolts. The template should sit centred on the Load-Lid, touching the bolts at each end.

3



Mark all holes through the template onto the Load-Lid.

Remove the template from the Load-Lid.

4



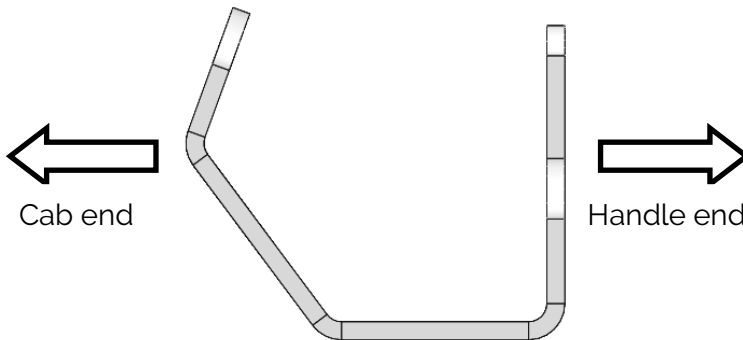

Drill through all marks with a 8.5mm drill bit.

5



Run a bead of sealer around each hole.

6



Sit the base rail (1) onto the front of the Load-Lid.

Ensure the base rail sits with the angled sides facing forwards towards the cab, and the flat side facing back towards the handle.

7




Bolt the base rail to the Load-Lid through each drilled hole using the following fasteners:

- 4) M8 x 16mm Btn Bolts (Black)
- 5) M8 Nyloc Nuts

Have the head of the bolt underneath the Load-Lid and the nut inside the base rail.

8



Lift the top rail (2)
onto the base rail.

9



Bolt the top rail
to the base rail using
the following fasteners:

- 4) M8 x 16mm Btn Bolts
(Black)
- 6) M8 Spring Washers

10



Sit the front feet (3)
over the Load-Stop
and Destroyer
Side Rail.

*NOTE: These are not
the same feet
removed in Step 1.*

11



Bolt the front feet to the Side Rails using the following fasteners:

- 4) M8 x 16mm Btn Bolts (Black)
- 6) M8 Spring Washers

12



Bolt the front feet to the Load Stop using the following fasteners:

- 4) M8 x 16mm Btn Bolts (Black)
- 6) M8 Spring Washers